

Occupational Safety & Health Initial (OS&H)

TO 145.01

This document has been reviewed by a CNS Dual
Authority DC/RO and confirmed to be UNCLASSIFIED.
Name: Renee Miller
Date: 05/09/2022
CNS eDC/RO ID: 437721

To ensure that all plant personnel have the knowledge to perform their assigned work in a manner that promotes safety of personnel, protects plant property and the environment.

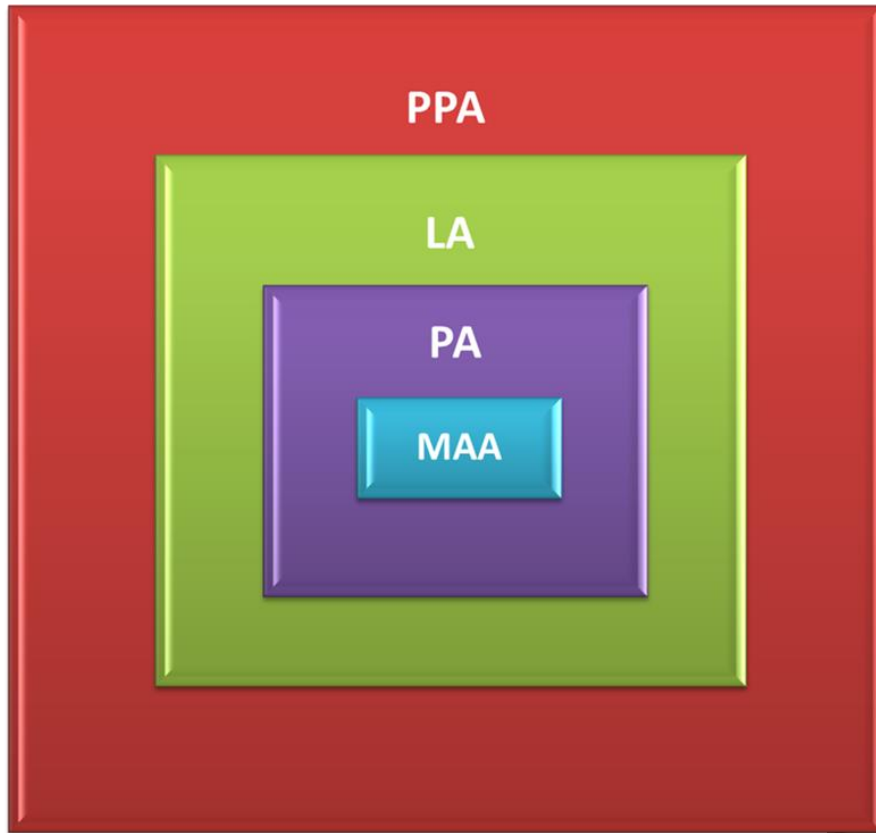
Terminal Objective

Given an overview of the facilities and instruction on plant safety and health policies, trainees will be able to identify components within the Occupational Safety and Health Program.

Enabling Objectives

- E01 Discuss the general description of the facilities.**
- E02 Explain worker's rights and responsibilities under 10 CFR 851.**
- E03 Describe the Safety and Industrial Hygiene Program.**
- E04 Discuss Stop Work Authority.**
- E05 Discuss the response to a safety event.**
- E06 Discuss reporting work related injuries/illnesses/vehicle incidents.**
- E07 Discuss the transportation safety program.**
- E08 Discuss signs and protective tags.**

EO1 – Discuss the general description of the facilities.



EO2 – Explain worker's rights and responsibilities under 10 CFR 851.

RIGHTS:

To work in an environment free from recognized hazards likely to cause death or serious injury.

- Be informed of your rights and responsibilities
- Be notified of exposures to harmful substances above legal limits
- Be provided access to your exposure records
- Refuse work in conditions likely to cause serious harm to you or others

The Company is **FORBIDDEN** to make reprisals against employees who raise legitimate safety concerns.

EO2 – Explain worker's rights and responsibilities under 10 CFR 851.

RESPONSIBILITIES:

- Understand work area's hazards
- Comply with all safety and health regulations and standards
- Participate in mandatory training/required safety & health programs
- Immediately correct safety & health related problems/inform your supervisor
- **Know your work area's emergency plan**
- Warn fellow workers of hazards and defective equipment
- Report all work related injuries/illness to supervisor and Medical

EO3 – Describe the Safety and Industrial Hygiene Program.

- **Provide a safe workplace for all personnel**
- **Comply with federal, state, and local safety regulations**
- **Provide programs such as:**
 - Hazard assessments (determines type of PPE)
 - Personal Protective Equipment (PPE)
 - Respiratory Program (respirators)
 - Eye and Face Protection (safety glasses)
 - Foot Protection (safety shoes)
 - Noise Protection (hearing conservation)
 - Protective Clothing (coveralls, gloves)

EO3 – Describe the Safety and Industrial Hygiene Program.

SLIPS, TRIPS AND FALLS:

- **Slip** – Losing balance because there is too little friction or traction between your feet (footwear) and the walking/working surface.
- **Trip** – Losing balance because the foot or lower leg hits an object and the upper body continues moving, or from stepping down unexpectedly to a lower surface (e.g., mis-stepping off a curb).
- **Fall** – Occurs when you are too far off balance.

Reduce slips, trips, and falls by:

- Maintaining situational awareness
- Keeping eyes and mind on tasks
- Looking before moving
- Walking at appropriate speeds
- Walking around obstacles
- Avoiding cluttered pathways
- Utilizing three points of contact, as appropriate



Slips, trips and falls are the number one injury at CNS. They are mostly caused by transitions between surfaces, uneven surfaces and changing weather conditions.

EO3 – Describe the Safety and Industrial Hygiene Program.

Compressed Gas Cylinders/Pressure Safety

- Always be moved and/or stored with valve caps on
- Report unsafe conditions
- Additional training may be required



Electrical Safety

- Only trained/qualified individuals are allowed to work on electrical systems

Hand Safety

- Recognize tasks that can cause hand injuries

EO3 – Describe the Safety and Industrial Hygiene Program.

Environmental Working Conditions

- Heat stress—body is unable to cool itself.
- High temps/humidity, direct sun/heat, limited air movement/exertion/poor physical conditions/medicines/intolerance

EO3 – Describe the Safety and Industrial Hygiene Program.



Sweaty skin

Heat Exhaustion

- Headaches, dizziness, lightheadedness or fainting
- Weakness/Moist Skin
- Mood changes-- Irritability/ confusion
- Upset stomach/vomiting



Red, hot, dry skin

Heat Stroke

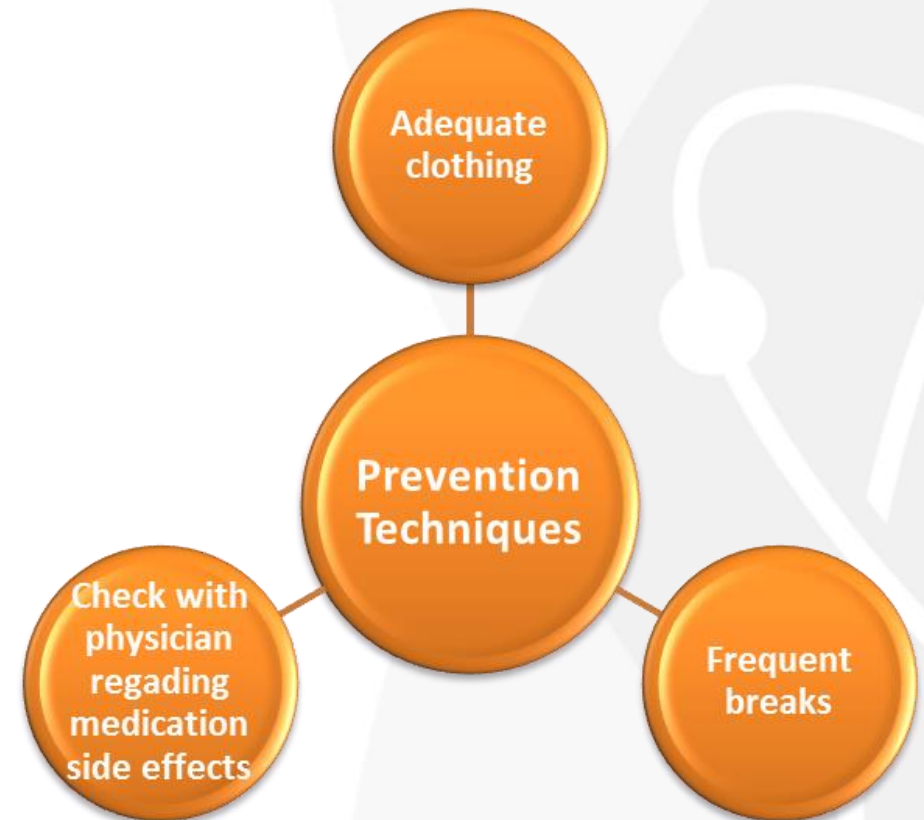
- Dry/Hot skin with NO sweating
- Mental confusion/losing consciousness
- Seizures/ convulsions

EO3 – Describe the Safety and Industrial Hygiene Program.

Cold stress — body is unable to maintain heat.

Influences:

- High winds
- High humidity
- Wet conditions
- Inadequate clothing
- Individual health
- Drugs/medication



EO4 – Discuss Stop Work Authority

ALL employees have Stop/Pause/Suspend Work Authority!

Stop/Pause/Suspend Work Authority Process:	
Immediately Dangerous to Life and Health (IDLH) Concerns:	Non-IDLH Concerns:
<ul style="list-style-type: none">▪ Stop work immediately▪ Contact the following:<ul style="list-style-type: none">• Pantex OC @ 477-5000 or 911 from a JCDC landline• Y-12 OC @ 911 (landline) or (865) 574-7172 (cell)▪ Notify supervisor▪ Control the scene	<ul style="list-style-type: none">▪ Initiate pause/stop work for something that MAY adversely affect safety/security/quality▪ Take action▪ Discuss issue▪ Contact first line supervisor▪ Be available for further discussion

An employee cannot be terminated after stopping work for unsafe conditions.

EO5 – Discuss the response to a safety event.

In the event of Imminent Danger, you should:

- Stop work
- Keep others away from hazard
- Contact the following:
 - Pantex OC @ (806) 477-5000
 - Y-12 OC @ 911 (landline) or (865) 574-7172 (cell)
- Notify area supervisor or your supervisor
- Notify Safety and Industrial Hygiene Dept.

EO5 – Discuss the response to a safety event.

NEAR MISS:

An incident/event that did not cause an injury or accident, but could have caused serious injury/property damage/insult to the environment.

Should be reported because...

- Most industrial accidents are preceded by a large number of near misses.
- Reporting the near miss allows us to correct the problem **BEFORE** an accident occurs.

EO6-Discuss reporting work related injuries/illnesses/vehicle incidents

INJURIES/ILLNESSES:

- **ALL work injuries/illnesses MUST be reported IMMEDIATELY.**
- **Medical emergencies (condition which life or limb is threatened) contact:**
 - Pantex Fire Dept. @ (806) 477-3333/OC @ (806) 477-5000
 - Y-12 OC @ 911 (landline)/(865) 574-7172 (cell)
- **Notify the area supervisor**
- **Render First Aid if safe and trained**

EO6-Discuss reporting work related injuries/illnesses/vehicle incidents

VEHICLE INCIDENTS:

- **Report ALL incidents:**
 - **government owned vehicles/GSA/Private owned (on-site)**
 - **during business-related travel**
- Pantex OC @ (806) 477-5000 or 911 from a JCDC landline
- Y-12 OC @ (865) 574-7172
- Notify supervisor
- Render first aid if safe and trained

E07 – Discuss the transportation safety program.

USING GOVERNMENTAL VEHICLES:


- Obey all postings/barricades/road closure signs
- Utilize a spotter when backing
- Must have a valid driver license



E07 – Discuss the transportation safety program.

Personnel may NOT use cellular telephones/portable electronic devices while operating a motor vehicle under any of the following situations, regardless of whether a hands-free device is used:

- Government Vehicle (owned/leased/rented)
- Personal vehicle on government property
- Company owned cell phone or electronic device
- While using a cell phone or electronic device to conduct Company business



E07 – Discuss the transportation safety program.

THIS INCLUDES:

- Answering or making calls
- Reading, sending, or responding to emails and text messages
- Accessing the Internet
- In an emergency, drive to a safe location, pull over, and put the motor vehicle in Park before calling to report and emergency.
- Violation could result in disciplinary action, up to and including termination.



E07 – Discuss the transportation safety program.

Traffic Laws

- Comply with est. rules
- Obey **ALL** laws/markings/policies/guidelines
- Receive req. training
- **MUST** wear seatbelt

Speed Zones

- **Pantex**
 - LA/PA/MAA = 20 mph
 - Lots = 15 mph
 - Ramps = 5 mph
- **Y-12**
 - Roads = 25 mph
 - Lots = 15 mph
 - PA = 15 mph

E07 – Discuss the transportation safety program.

ELECTRIC CARTS:

- Obey all laws/signs/markings/policies/guidelines
- Use bell/horn @ corners/intersections/behind people
- Use approved seats
- Charge carts in approved locations
- NEVER take into a bay/cell.

E07 – Discuss the transportation safety program.

Nuclear Explosive/Nuclear Explosive Like Assembly (NE/NELA) Convoys or Special Nuclear Material (SNM) Vehicle

- **Blue/amber light or other markings**
- **Always yield the right-of-way:**
 - Pull over to the right hand edge of road and stop
 - At intersection, stop and remain stopped and let pass
 - Move if needed
 - Remain at least 300 ft. behind
 - Follow direction from escorts

E07 – Discuss the transportation safety program.

CYCLING:

- Bicycles/Tricycles/Quadricycles
- Helmet for Bicycles
- Speed Limit = 10 mph
- DO NOT ride on sidewalks
- Ride in approved areas ONLY
- Stop/dismount/push bicycle through curtains/double-bump doors



EO7 – Discuss the transportation safety program.

RAMP TRAFFIC:

- Movement always has the right-of-way
- Follow walker/spotter directions
- Stay behind 25 ft.
- NEVER come from behind/pass without permission


EO8 - Discuss signs and protective tags.

SIGNS:

Danger: indicates a hazardous situation that will result in serious injury or death

Warning: indicates a hazardous situation that could result in serious injury or death

Caution: indicates a hazardous situation that could result in minor or moderate injury



EO8 - Discuss signs and protective tags.

SIGNS:

Safety Instruction: provides info on general practice and rules related to health, first aid, medical equipment, PPE, etc.

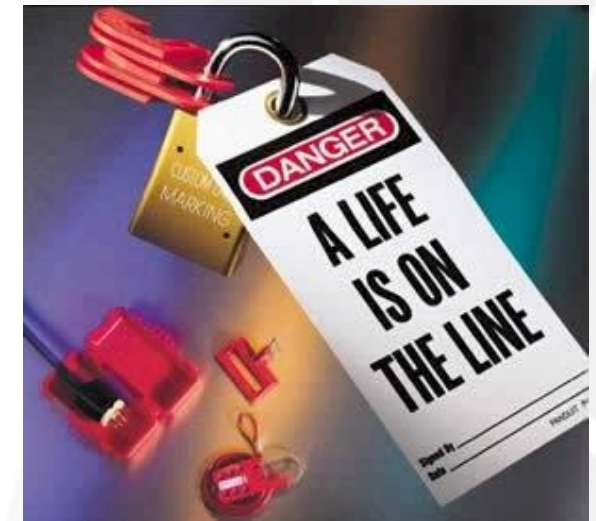
Notice: provides info of a general type to avoid confusion or misunderstanding/indicate company policy/should NOT be associated directly w/a hazardous situation or hazard.



EO8 - Discuss signs and protective tags.

PROTECTIVE TAGS:

- *Read and obey instructions*
- *Do NOT remove, deface or disturb*
- *When in doubt, ask a supervisor*



EO8 - Discuss signs and protective tags.



UNMARKED HAZARDS:

Employees **SHOULD NOT** enter areas/structures/spaces with these characteristics:

- Is large enough and so configured that an employee can bodily enter and perform assigned work: and
- Has limited or restricted means for entry or exit (tanks, vessels, silos, storage bins, hoppers, vaults, pits, manholes, etc.)
- Is not designed for continuous employee occupancy.

REVIEW

- EO1 Discuss the general description of the facilities.**
- EO2 Explain worker's rights and responsibilities under 10 CFR 851.**
- EO3 Describe the Safety and Industrial Hygiene Program.**
- EO4 Discuss Stop Work Authority.**
- EO5 Discuss the response to a safety event.**
- EO6 Discuss reporting work related injuries/illnesses/vehicle incidents.**
- EO7 Discuss the transportation safety program.**
- EO8 Discuss signs and protective tags.**