



Welcome to the CNS Partners in Excellence Workshop

Event Topics: Security Requirements, Information Protection, Procurement Opportunities

Note: You are muted when you first join the event and cannot unmute yourself. If you need assistance, please send a message to the Host via Chat.

If your audio is not functioning, please call in using the information below:

Phone Number: US Toll +1(415)-527-5035


Access Code: 199 304 5952

Event Password: 96464955

We Will Begin Shortly

General Webex Information

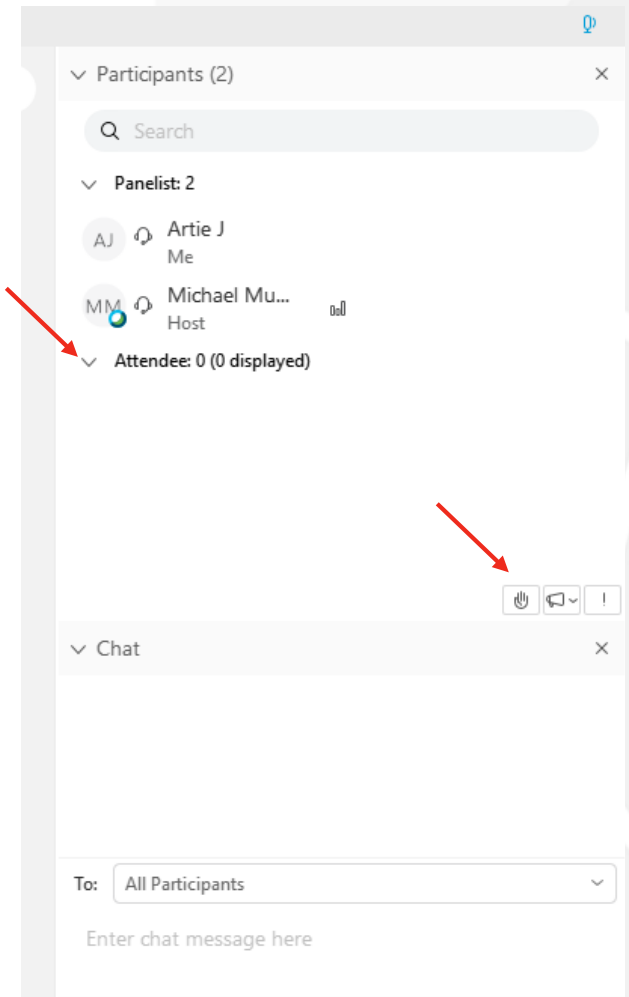
Important Notes to Remember for All Participants:

- Please keep your mic on **mute** during the presentation to keep feedback or other background noise from distracting the presenter and/or other attendees 
 - **Note:** Attendees are automatically set to Mute upon entering the workshop and cannot Unmute themselves unless given permission by the Host
- Please do not speak out during the presentations unless requested/called upon by a panelist or presenter
- Slow or Questionable Internet Connection? Dial in:
 - **Audio Conference:** US Toll +1-415-527-5035
 - **Access Code:** 199 304 5952
 - **Event Password:** 96464955 (for phone connection only)
 - Please Note: This info is provided to us by Webex, however, individuals may receive slightly different login/password info based on their unique registration confirmation emails.

General Webex Information

Important Buttons to Take Note of:

- In the middle of your screen, to the right of your name in the Participants list, you will see a mic button. This controls the mute function.
- In the Participants list on the right side of your screen, you will see those who are designated as Panelists and just yourself within the Attendee section.
 - If you wish to view other Attendees, select the blue **“View All Attendees”** button located under your name in the Attendees section of the list
- If you have a question that you would like to ask, select the **Raise Hand Button** located at the bottom right side of the participants list on the right side of your screen.
- If you would like to say **“Yes”** or **“No”** you may select the response button located at the bottom of the Participants list on the right side of your screen (directly next to the raise hand icon)



General Webex Information

Chat Functions within Webex:

- Under the Participants list, there will be a Chat menu (may be collapsed at the bottom– if so select “Chat” and the menu should be revealed)
- Selecting the “**To**” button within the Chat menu will designate who will receive your message
 - **To all Participants:** Everyone in the meeting will be able to view your chat message (Should not be used unless directed to)
 - **To all Panelists:** Only all Panelists will be able to view your chat message
 - **To Host:** Your message will only be visible to the Host
 - **To Presenter:** Only the individual currently presenting will be able to view your chat message
 - **To Host and Presenter:** The Host and the Presenter will be able to view your message
 - **Selecting Individuals Name:** Selecting an individual’s name will make your chat message only visible to the individual that you have selected.
- **Note:** During our Q&A Session, questions should be sent to all Panelists. **If questions are sent to another individual or group in the Chat menu, they may not be seen.**

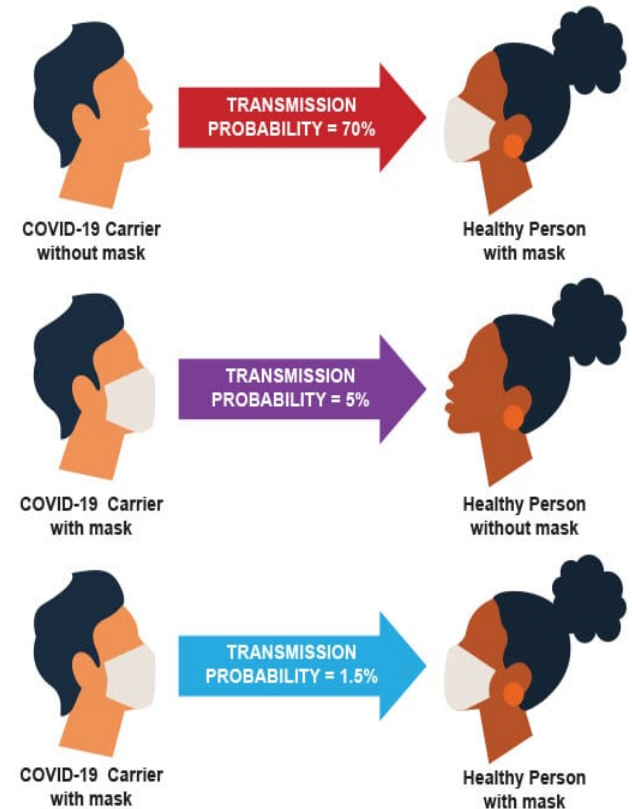
Safety is Our Top Priority

- **Safety Message: Face Coverings**

- CDC recommends that you wear masks in public settings around people who don't live in your household, especially when you can't stay 6 feet from others.
- **Choosing a Mask**
 - Wear a mask with 2 or more layers of washable, breathable fabric.
 - Wear the mask over your nose and mouth and secure it under your chin.
 - Masks should fit snugly against the sides of your face without gaps.
 - If you wear glasses, find a mask that fits closely over your nose or one that has a nose wire to limit fogging.
- Mask use is currently mandatory at both sites.

HE DOESN'T KNOW HE'S SICK.

With an incubation period of up to 14 days, he spreads COVID-19 without knowing he's sick.



Meeting Agenda

2:00-2:05	CNS Virtual Webex Overview & Safety Share
2:05-2:10	Welcome & Opening Remarks Doug Freund
2:10-2:35	Security Overview Tom Hayden
2:35-2:40	Q & A – Security Overview
2:40-3:05	Information Protection Steven Aragon
3:05-3:10	Q & A – Information Protection
3:10-3:25	Breakout/Networking Sessions Bo Pebley, Tom Nielander, Jeff Gillmore, Lindsey Sullivan
3:25-3:45	CNS Construction and Design Opportunities 2021-2025 Sal Beltran & Jim Wright
3:45-3:55	Q & A – Construction and Design Opportunities 2021-2025
3:55-4:00	Closing Comments Jason Eaton




Welcome & Opening Remarks

Doug Freund

Douglas.Freund@cns.doe.gov

Vice President, Operations Support





Security Overview

Tom Hayden

Thomas.Hayden@cns.doe.gov

Vice President, CNS SS&ES



Discussion Sequence

- Why “Security”
- Gaining Access to our Sites
- Unique Concerns/Restrictions
 - Prohibited & Controlled Items
 - Medical Devices
 - Photography
- Moving Around our Sites – Escorts
- Concluding Thoughts

Why Security

- CNS Role in the National Security Enterprise

- Providing the Nuclear Deterrent
- Fueling the Nuclear Navy
- Reducing the Global Nuclear Threat

- Security's Mission

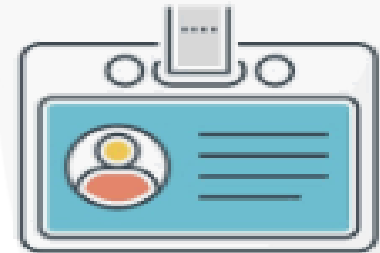
“ Protect vital national security assets and people against the full spectrum of specified threats”



Gaining Access

Visitor Badges

- **Submit request to Personnel Security for visitor badge**
- **Report to Visitor Center to receive visitor badge**
 - Provide government photo identification prior to receiving badge
 - Attest to U.S. citizenship by affirming citizenship status
 - Complete Visitor General Employee Training (GET) Overview and read the Prohibited and Controlled Articles list



Gaining Access

Site Specific Badges

- Submit completed badge and access request form (UCN-21519) to Badging Office for individual
- Attend initial/comprehensive security briefing
- Report to Badging Office to receive badge
- Provide government photo identification and proof of citizenship prior to receiving badge
 - Citizenship documentation includes:
 - U.S. passport (unexpired);
 - Certified birth certificate issued by city, county, or state of birth;
 - Report of Birth Abroad or Certification of Birth;
 - Naturalization Certificate; or
 - Certificate of Citizenship
 - Citizenship may be verified by a clearance database if applicable
 - Individuals who do not have citizenship documentation may be provided a visitor badge
- Sign SF-312 if receiving a cleared badge

LSSO – Local Site-Specific Only

Unique Concerns/Restrictions

Prohibited and Controlled Articles

- National, departmental, and company policies are in place to restrict certain articles from being introduced into the Pantex Plant (Pantex) and the Y-12 National Security Complex (Y-12)
- Applies to all visitors, employees, government agencies, subcontractors, and other individuals or organizations who may visit or perform work at Pantex, Y-12, and off-site facilities
 - These restrictions are placed on prohibited items, including alcohol, explosives, and dangerous weapons, and on controlled items such as mobile devices, wireless devices, and medical devices.
 - Controlled articles include items that may be allowed in certain areas of the sites but are restricted from other areas [e.g., material access areas (MAAs), classified processing areas, nuclear explosive areas]
- The site Protective Force conducts random and mandatory inspections of personnel, vehicles, packages, and hand-carried items.
 - Rate of inspections are determined by the security interests being protected
 - Inspections are designed to deter and detect prohibited and controlled articles before they are brought into security areas and to ensure safeguards and security interests are not removed

Unique Concerns/Restrictions

Prohibited Articles

- Prohibited articles **are not permitted** on DOE-controlled property nor are they allowed to be stored in personally owned or government-owned vehicles while those vehicles are on the Pantex or Y-12 site
- Dangerous weapons, instruments or material likely to produce substantial injury to persons or damage to persons or property; controlled
 - Dangerous weapons include, but is not limited to, explosives, switchblade knives, guns, pellet/air guns, blackjacks, brass knuckles, archery equipment, nightsticks, batons, and martial arts weapons, and equipment
- Alcohol which includes, but is not limited to, beer, liquor, wine, or other intoxicating beverages
- Controlled substances (e.g., illegal drugs and associated paraphernalia, etc.)
 - Prescription medication taken under a medical provider's direction is not considered a prohibited article if it is brought on-site for the sole use of the prescription holder
- While there are items that can be used as “dangerous weapons” (e.g., baseball bats, golf clubs), their primary purpose is not for harm or injury. Thus, these items are controlled and must remain stored in personally owned vehicles

Unique Concerns/Restrictions

Controlled Articles

- Controlled articles are items that are allowed on DOE-controlled property but are restricted from use in specified security areas
- Government managed and personal Mobile Devices/Cellular Phones, Wi-Fi hotspots, fitness devices, Apple watches, tablets, transmitting devices, Bluetooth devices, etc. are strictly controlled
 - Not allowed in security areas (LA, PA, MAA)
 - Bluetooth may only be enabled in facility parking lots designated as GAA/PPA
- Personally owned removable storage devices (e.g. thumb drives, hard drives, etc.) and portable Wi-Fi hot spots must remain in the property protection area in a personally owned vehicle
- Wireless devices not meeting the definition of a mobile device (e.g., construction remote monitoring systems, construction wireless indicating systems, fixed safety monitoring equipment, production equipment) may be allowed after receiving the necessary approvals
- Chemical irritants – Chemical irritants (e.g., pepper spray, mace) must remain in a personal vehicle
- Cellular telephones or portable electronic devices may not be used while operating a motor vehicle while on Pantex, Y-12, or offsite facilities (includes hands free use)
- Devices allowed at Y-12 may require additional safety evaluations at PTX prior to being introduced onsite (i.e. Key FOBs prohibited in nuclear explosive areas at Pantex)

Medical Devices

The **medical exception** process begins by the employee notifying OHS that they require an exception for either metal or a Personal Medical Electronic Device (PMEDS) prior to introducing the device into a security area

- **Metal Exceptions**

- Personnel with metal implants, prosthetics, or other medically necessary devices who require access to security areas (e.g. limited area, protected area, material access area, vault type room) must receive a metal exception prior to being introduced into a security area

- **PMEDS**

- PMEDs include, but are not limited to, medical devices such as heart monitors, insulin pumps, and hearing aids must receive an exception prior to being introduced into a security area.
- Employees or contractors who become aware they may receive a PMED should contact OHS before getting the device, if possible, to obtain a list of approved devices.
- Any PMED that requires the use of a peripheral device (e.g., camera, hard drive) or other input or output device may require a review before use by the federal technical security operations manager of the NNSA Production Office. This review is in addition to reviews by OHS, Technical Security, and Security Operations Interface
- In certain instances, the evaluation of PMEDs and associated peripheral devices may be delayed due to the complexity of the device's technology

Photography

- Individuals are authorized to have a camera (digital, film, or video) or other camera equipment in the GAA (public area) of New Hope Center at Y-12.
 - Individuals must ensure pictures are not taken of badges or individuals wearing badges while inside the GAA or visitor access control area.
 - Photography inside New Hope Center at Y-12 is authorized only in the GAA (public area); only official, government-approved cameras with camera passes are allowed in the access-controlled office area of New Hope Center.
 - Photography outside New Hope Center is not authorized.
- At Pantex, photography in the GAA is not authorized unless otherwise posted by signage.
- If or when pictures are authorized, individuals must remove badges (Homeland Security Presidential Directive-12 and/or local site specific only) and hide them from view of the camera.
- Taking pictures or making videos in any other areas is prohibited



Moving Around our Sites

• Entry Control Points

- Follow Instructions
- Vehicles will be searched
- Personal items are subject to search

• Administrative Escorts

- Administrative Escorts are individuals that possess the appropriate clearance level and knowledge of the area
- An Administrative Escort is required when:
 - Entering a Limited Area at Pantex.
 - Entering a Limited Area, Protected Area or Material Access Area at Y-12.

• Security Police Officer Escort - Pantex

- A Security Police Officer will escort all individuals in the Protected Area and the Material Access Area who do not have the appropriate clearance level.

Escorts are here for your security and safety!

- You must remain 100% visible to your escort
- Comply with signs, posting, and barriers
- Wear your badge as instructed
- Comply with Security Police Officer requests and directives
- Ask your Escort before you act or move to a different location



Closing Thoughts

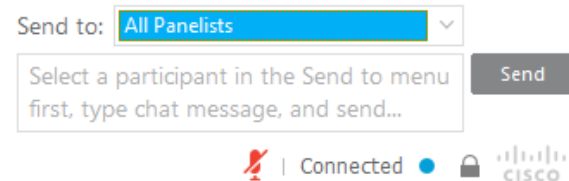
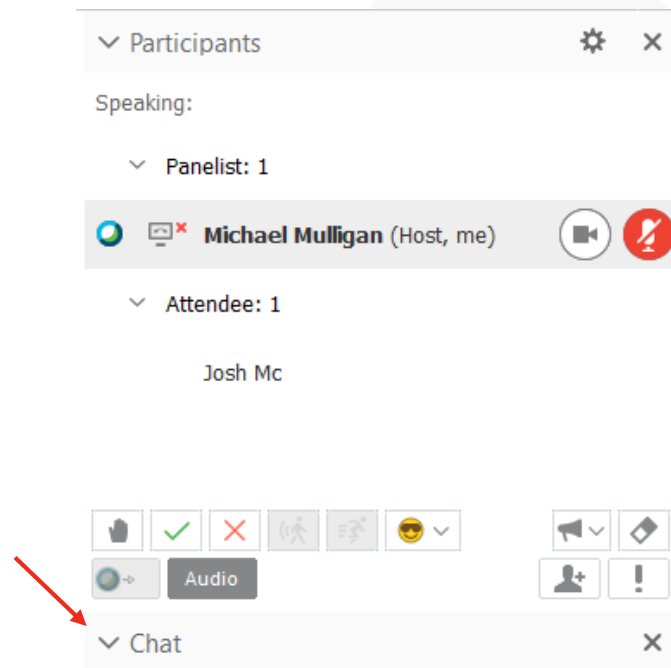
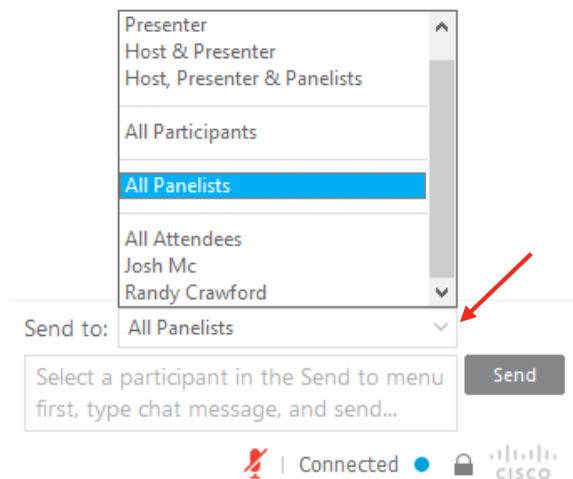

- Security is a CNS Imperative!
- We will educate and train you on our requirements
- Ask when you are not sure
- Your success is our success



Q&A Chat - Webex Information

Important Buttons to Take Note of:

- Locate the Chat tab on the right side of your screen
 - If it's not visible, try clicking the carrot to open up the Chat tab
- Navigate to "Send to:" and click the drop-down
- Select "All Panelists", type your question, and Send





Question and Answer Session – Security Overview



Information Protection

Steven Aragon

Steven.Aragon@cns.doe.gov

Acting Manager for UCNI / OOU Information Protection and
Senior Engineering Technical Classification Analyst



Deterrence is Our Mission

Our Nation's Defender is Our Customer

We want you to partner with us.

Help us:

- Enable National Mission Success
- Contribute to National Security
- Protect our Nation's Controlled Unclassified and Classified Information

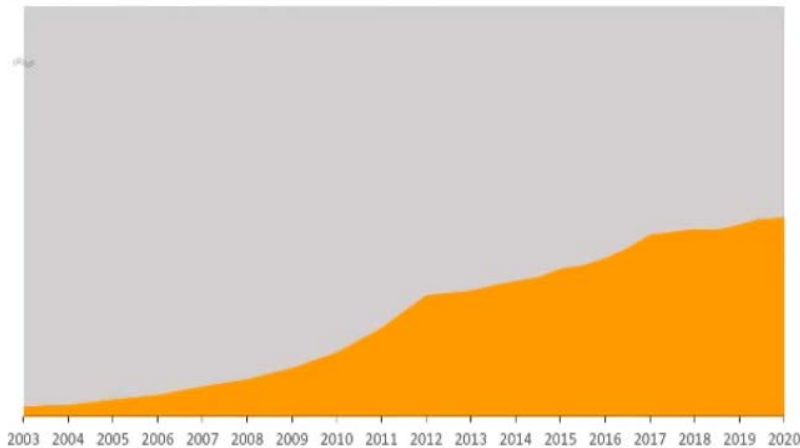


Some Basic Cybercrime Statistics to Consider

- 43% of cyber attacks target small business
- 62% of all business experienced phishing and social engineering attacks in 2018
- 71% of breaches were financially motivated
- 25% of data breaches were motivated by espionage
- Supply chain attacks are up 78% in 2019
- 300% growth in cybercrime since COVID
- Cybercrime will cost the world \$6 Trillion annually by 2021 (\$3T in 2015)
- Hackers attack every 39 seconds (or less)...on average 2,244 times a day

<https://www.varonis.com/blog/cybersecurity-statistics/>

FBI Technology Theft Cases Involving China



2014 and 2017 Laws in China requires ANY / ALL Chinese citizen(s) to cooperate with Chinese Intelligence Services in carrying out “intelligence” work.

As of 2019, ~350,000 Chinese Students in U.S. Universities

Flow of Intellectual Property Theft

**China - IP Theft
from Government,
Industry, Academia**

**China sends IP to 2
dozen advanced
Science
Universities**

**Then Applies for
Patents**

**When acquired,
China distributes
patents to various
China Gov-run
companies**

<https://www.lawfareblog.com/beijings-new-national-intelligence-law-defense-offense>
<https://www.zdnet.com/article/fbi-is-investigating-more-than-1000-cases-of-chinese-theft-of-us-technology/>
<https://www.nationaldefensemagazine.org/articles/2019/11/22/expert-details-what-china-does-after-it-steals-ip>

Advanced Rail

Aviation Equipment

Agricultural Machinery

Medical Devices

Electrical Equipment

Robotics

High-Tech Maritime Vessel Manufacturing

Next-Generation IT

New-Energy Vehicles

High-End Numerical Control Machinery

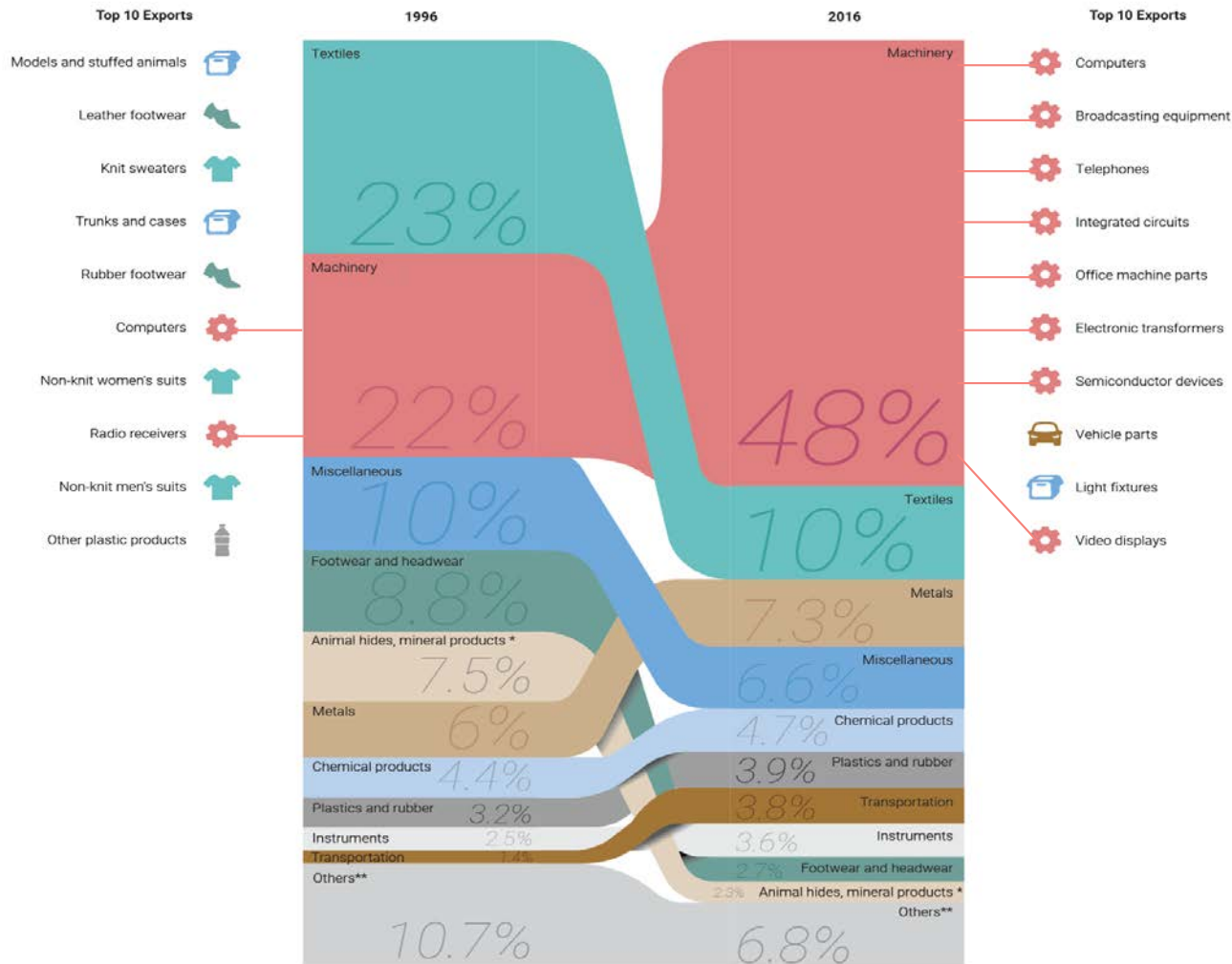
Biomedicine

MADE IN CHINA 2025:

GLOBAL AMBITIONS BUILT ON LOCAL PROTECTIONS



- Phase 1**
Become one of the world's strongest manufacturing powers
- Phase 2**
Rise to the intermediate level among the world's manufacturing powers
- Phase 3**
Become the leading manufacturer in the world



<https://multi media.scmp.com/news/china/article/made-in-china-2025/index.html>

Threat to Government Owned Information

- One of the largest threats to government owned information is the information we share with third party non-federal:
 - Vendors and sub-contractors for acquisition of parts, services and materials
 - Local and state governments for emergency management and compliance purposes
 - Institutions of higher learning for research and development
- This information/data when shared has the same intrinsic value, regardless of where it resides (off-site versus on-site), and...
- **MUST BE PROTECTED** at the same level physically and logically as required by CNS under federal law

What It Means to You

- Third-Party Suppliers (Contractors) supporting the Nuclear Security Enterprise:
 - Store, process, and transmit a significant amount of sensitive government information
 - This information must be protected by all organizations up and down the supply chain
- Nation-state adversaries are seeking to obtain this information (Unclassified, Controlled, and Classified)
- Combined risk of any of this information, if obtained, poses a major threat to the National security of the United States future defense programs and military capabilities

Third Party Non-Federal Suppliers (Cont.)

- Designing, building and maintaining the nuclear weapons stockpile involves a complex global supply chain
- This complexity introduces numerous risks:
 - Involvement of multiple organizations (federal and non-federal) places sensitive government information in environments with greater opportunity for compromise
 - Lower-tier subcontractors face a more difficult business operating environment regarding information security and protection:
 - Perceived higher operating costs
 - Inconsistent, incompatible or non-existent implemented security controls
 - Potential misinterpretation of the required federal regulations

Information Protection & Handling Requirements for Non-Federal Subcontractors

1. **Verified U.S. Citizenship**
2. **Need to know** – Is the information needed for the performance of official duties or other Government authorized activities?
 - a. This is a “risk-based decision”
3. **Briefed** – Receiving subcontractor must be briefed on the Handling and Protection Requirements in accordance with Federal Law and Regulations

*If contracted to handle Classified Information and matter, Personnel will be required to obtain (and maintain) security clearances

The CNS Classification Office is Here to Help

Our Goal is to help you achieve your contract requirements while securing our Nation's information

- Classification Officer: John T. Barton (Enterprise-wide)
- Classification Office Managers: Robbie Gamble (Y-12) and Terry Voyles (Pantex)
- Acting Manager, UCNI/OUO: Steven Aragon (Enterprise-wide)
- 15 Subject Matter Experts and Training Staff (Cyber, Lithium, Uranium, High Explosives, Safeguards & Security, Controlled Unclassified Information, and Non-Proliferation)

Who Should I Contact If I Have Questions?

CNS Classification Office

- Y-12 / Pantex – Robbie Gamble 865.574.1852 Robert.Gamble@cns.doe.gov
- Y-12 / Pantex – Steven Aragon 865.241.4995 Steven.Aragon@cns.doe.gov

Information Security is National Security





Poll Question

Will YOU Help Us Protect Our National Security?



Question and Answer Session – Information Protection



Breakout/Networking Sessions





CNS Construction and Design Opportunities 2021-2025

Sal Beltran

Salvador.Beltrani@cns.doe.gov

Director, Pantex Projects Management



Jim Wright

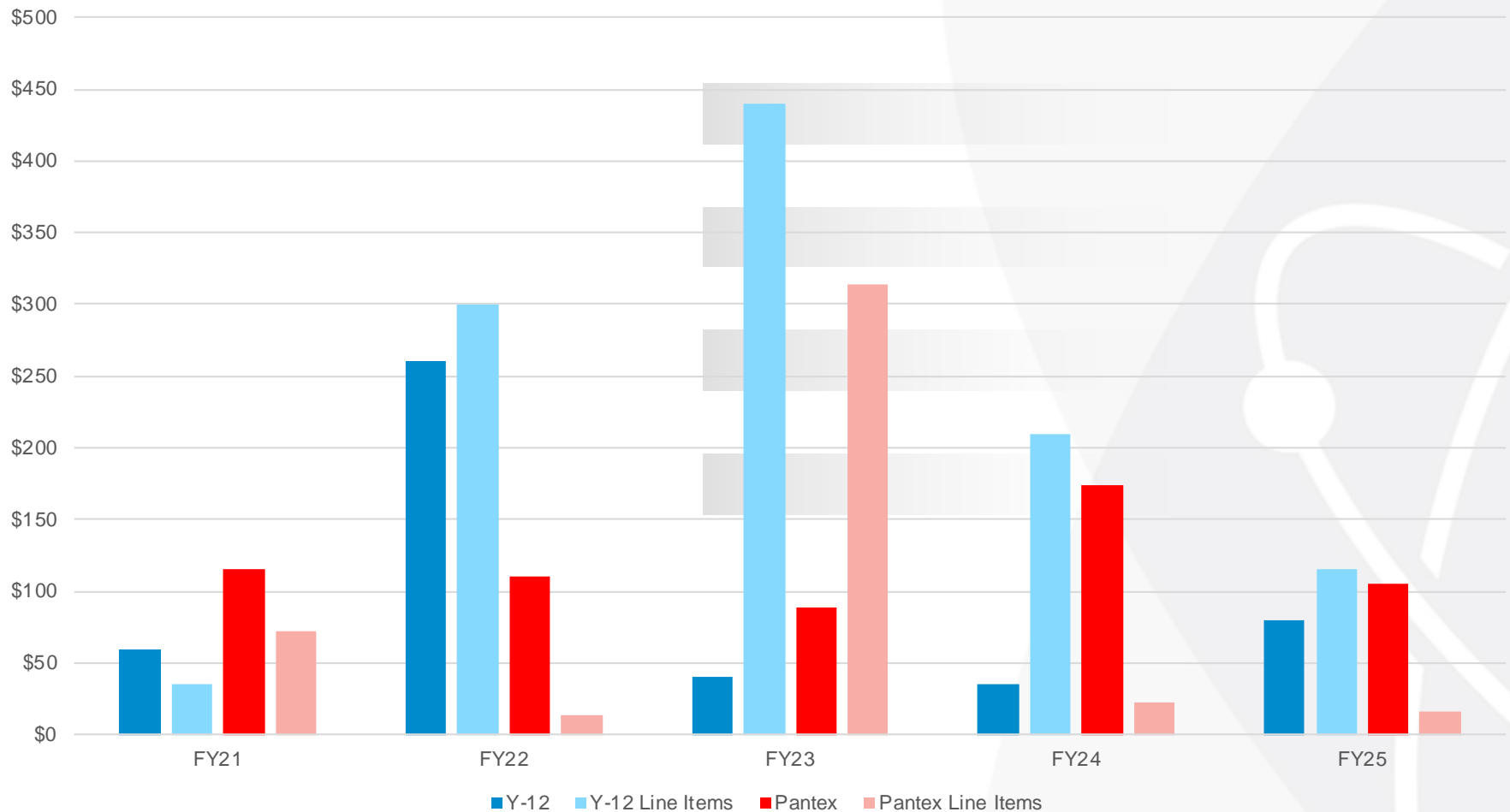
Jim.Wright@cns.doe.gov

Director, Y-12 Projects Management



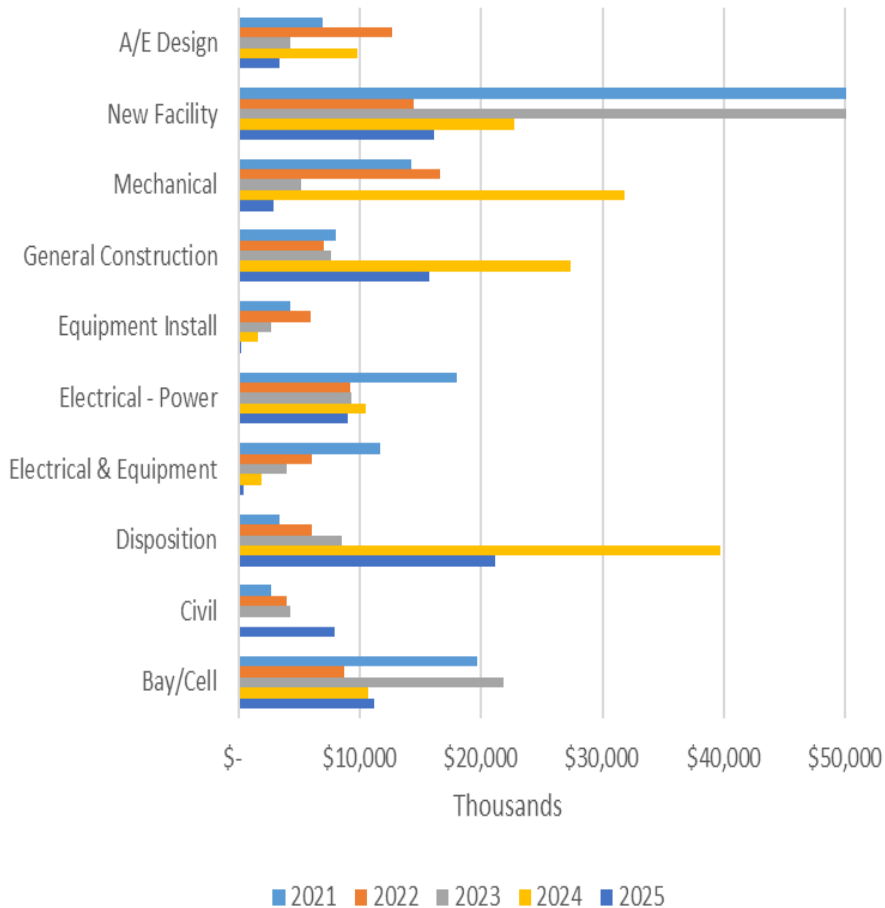
FY21 through FY25 Pantex & Y-12 Projections

FY21 through FY25 - Forecast Design & Construction Awards (\$M)

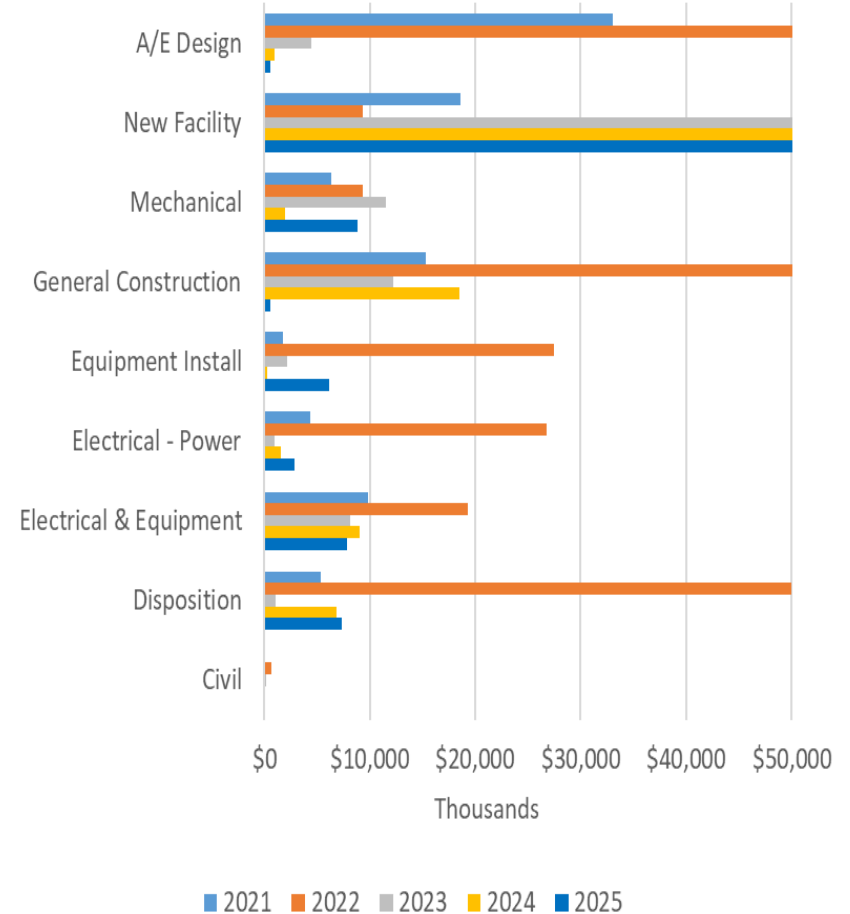


FY21 through FY25 Pantex & Y-12 Projections

Pantex Anticipated Design & Construction Award Values



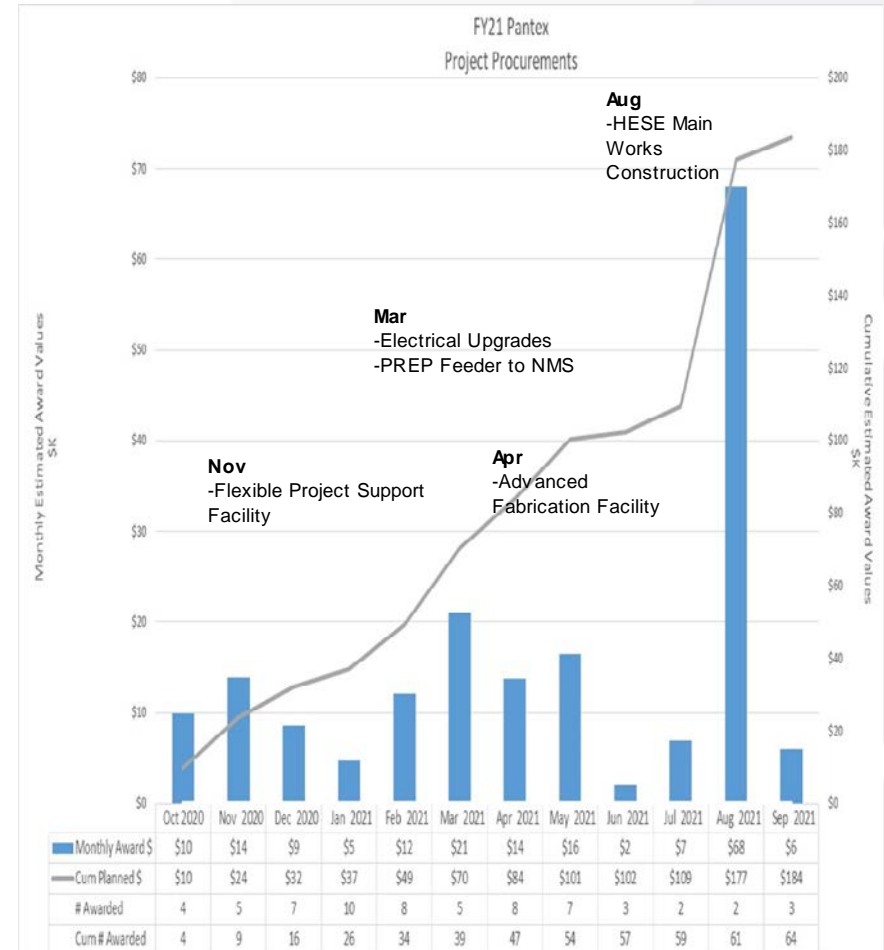
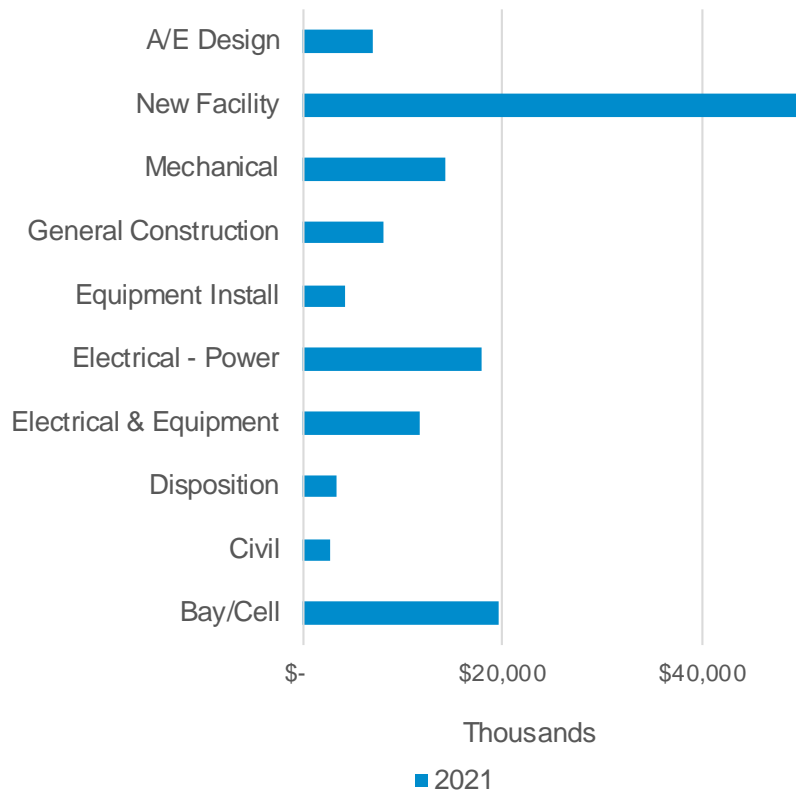
Y-12 Anticipated Design & Construction Award Values



Pantex FY21 Projected Procurements Awards

- 64 contract awards for equipment, design and construction contracts projected for FY21 estimated at \$184M

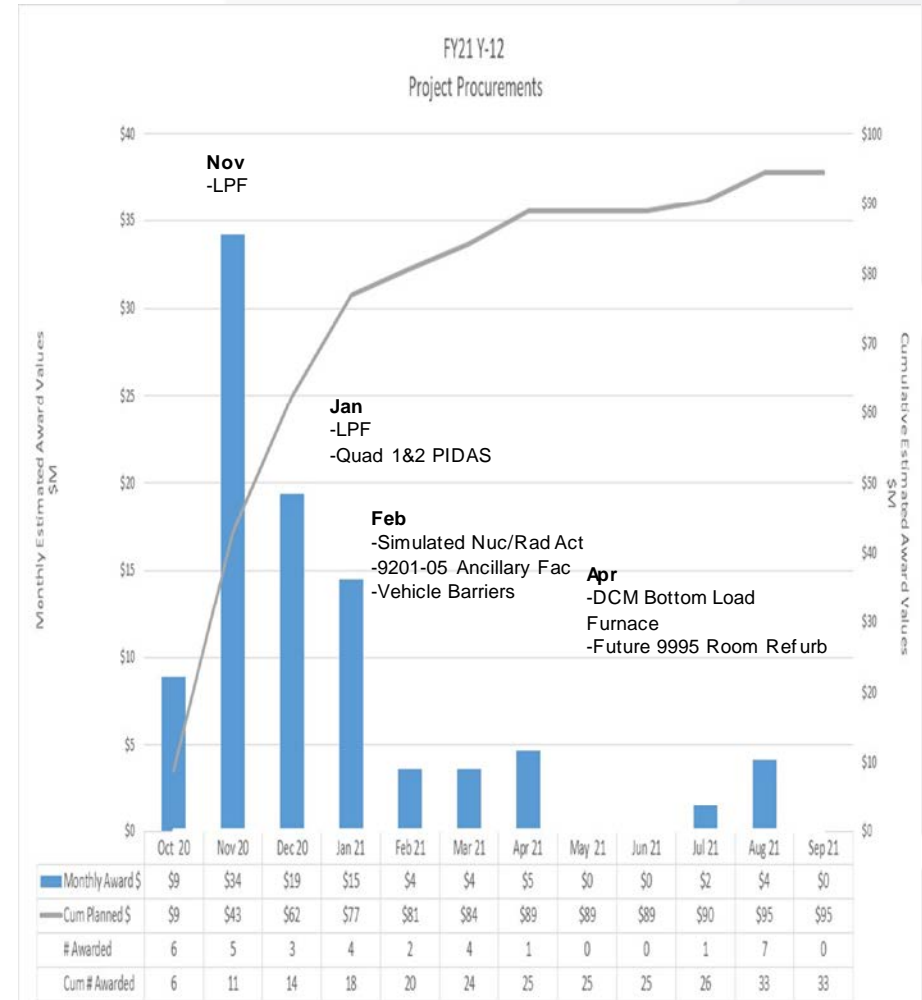
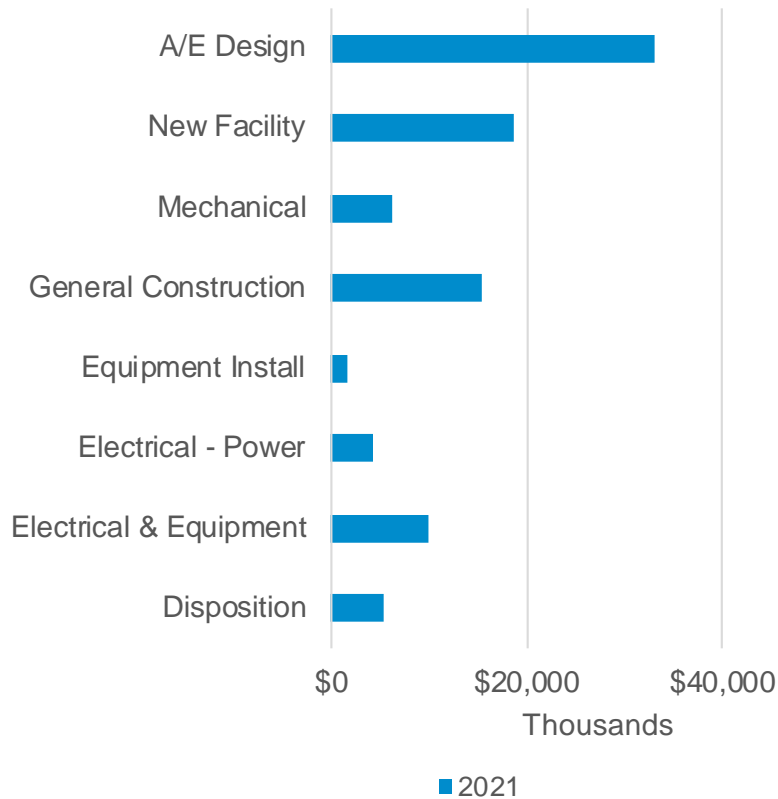
Pantex Anticipated Design & Construction Award Values



Y-12 FY21 Projected Procurements Awards

➤ 33 contract awards for design and/or construction are planned for FY21 estimated at \$95M

Y-12 Anticipated Design & Construction Award Values





**Question and Answer Session –
CNS Construction and Design Opportunities 2021-2025**



Closing Comments

Jason Eaton

Jason.Eaton@cns.doe.gov

Senior Director, Supply Chain Management





Copyright Notice

This document has been authored by Consolidated Nuclear Security, LLC, a contractor of the U.S. Government under contract DE-NA0001942, or a subcontractor thereof. Accordingly, the U.S. Government retains a paid-up, nonexclusive, irrevocable, worldwide license to publish or reproduce the published form of this contribution, prepare derivative works, distribute copies to the public, and perform publicly and display publicly, or allow others to do so, for U. S. Government purposes.

Disclaimer

This work of authorship and those incorporated herein were prepared by Consolidated Nuclear Security, LLC (CNS) as accounts of work sponsored by an agency of the United States Government under Contract DE-NA0001942. Neither the United States Government nor any agency thereof, nor CNS, nor any of their employees, makes any warranty, express or implied, or assumes any legal liability or responsibility to any non-governmental recipient hereof for the accuracy, completeness, use made, or usefulness of any information, apparatus, product, or process disclosed, or represents that its use would not infringe privately owned rights. Reference herein to any specific commercial product, process, or service by trade name, trademark, manufacturer, or otherwise, does not necessarily constitute or imply its endorsement, recommendation, or favoring by the United States Government or any agency or contractor thereof. The views and opinions of authors expressed herein do not necessarily state or reflect those of the United States Government or any agency or contractor (other than the authors) thereof